



2019-20 SAUSD LCAP & PROPOSED BUDGET

JUNE 11, 2019

**Sonia Llamas, Ed.D., LCSW Assistant Superintendent, School Performance
and Culture**

Manoj Roychowdhury, Assistant Superintendent, Business Services

2019-2020 LCAP New Features and Requirements

2

Budget Overview for Parents (BOP)

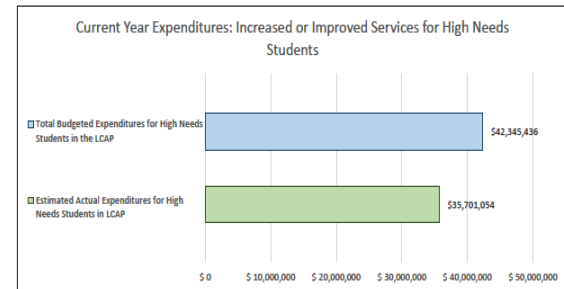
- × Simple budget overview
- × Increased transparency
- × Narrative to describe how services for "High Needs" students are increased and improved

Metrics adjustments

- × Chronic Absenteeism includes Grades K-8
- × College and Career Readiness

LCFF Budget Overview for Parents

Update on Increased or Improved Services for High Needs Students in 2018-19



This chart compares what Santa Ana Unified School District budgeted last year in the LCAP for actions and services that contribute to increasing or improving services for high needs students with what Santa Ana Unified School District estimates it has spent on actions and services that contribute to increasing or improving services for high needs students in the current year.

2019-2020 LCAP New Features and Requirements (Continued)

3

- × Explanation between 2018-2019 Budgeted Expenditures and Estimated Actual Expenditures by each goal
- × Primary services for Students with Disabilities in Goal 1.9 related to BASE funding

2019-2020 LCAP Response to Stakeholder Feedback

4

In response to Stakeholder input greater emphasis has been placed on:

- × Early learning
- × College and career readiness
- × Systems alignment of systems focusing student achievement expectations
- × Continued communication, collaboration, community engagement
- × Clearer transparency at all stakeholder levels

LCAP Goal 1: Teaching and Learning

5

All Students will have equitable access to a high-quality core curricular and instructional program.

Expanded preschool and other early literacy efforts



Professional Development and Coaching



LCAP Goal 2: Stakeholder Communication and Engagement

6

Establish collaboration and communication across all levels to support and promote engagement and school connectedness amongst students, staff, families and community.

- ⑩ Fully staffed wellness centers on all school sites
- ⑩ Increase opportunities to develop biliteracy including dual immersion expansion and additional world language courses including American Sign Language
- ⑩ Restructure extended learning program, based on parent and student feedback, to provide additional tutoring, homework assistance and extracurricular variety
- ⑩ Maintain sports program at all intermediate schools to support student engagement in extra-curricular activities.

LCAP Goal 2: Stakeholder Communication and Engagement



Dual Enrollment



After-school Programs




Tutoring

Dual Language IMMERSION

NEW PROGRAM

new at
ROMERO-CRUZ ELEMENTARY SCHOOL



Teaching students in English & Spanish!

Kinder (Full Day) & 1st Grade

Dual Immersion



Sport Opportunities



LCAP Goal 3: Safety and Wellness

8

Cultivate and maintain a healthy, safe, secure, and respectful school and working environment for all.

- ⑩ Sustain professional development and preparedness in the area of emergency response and procedures
- ⑩ Deliver social emotional learning curriculum to ensure Universal Tier 1 support for students
- ⑩ Redesign and expansion of SAUSD mental health school based services
- ⑩ Sustain PBIS supports

LCAP Goal 3: Safety and Wellness



WE CARE CAMPAIGN



Emergency Preparedness



Restorative Practices



Diversion Program



Coffee with the Chief

LCAP Goal 4: Multi-tiered System of Support (MTSS)

10

- × ***Implement a robust Multi-Tiered System of Support (MTSS) framework that provides timely and responsive support to targeted students within identified subgroups to meet individual academic, behavioral and social-emotional learning (SEL) needs.***
 - ⑩ Expand support to foster and homeless students and their families through tutorial programs, field trips, monthly leadership and establishing Youth Opportunity Leadership Organization (YOLO) at targeted elementary sites
 - ⑩ Provide and maintain differentiated expanded services/supports for identified high need schools identified on the California Dashboard (CSI, ATSI)
 - ⑩ Alignment of Student Success Teams (SST), Coordination of Services Team (COST), and Section 504 Service Plan within a digitized platform

LCAP Goal 4: MTSS

National Post Secondary Institute



Targeted Instruction



Music and Art





Budget

Overview

How are we doing?

How do we compare?

What's in the future?



SANTA ANA UNIFIED SCHOOL DISTRICT - CLASSROOM . COMMUNITY . CONNECTEDNESS



Agenda Overview

14

Our Vision and Budget

Our Financial Positions

Comparability

Fiscal Outlook

SANTA ANA UNIFIED SCHOOL DISTRICT - CLASSROOM . COMMUNITY . CONNECTEDNESS



Our Vision and Budget

15

- × **Work collaboratively and comprehensively with staff, parents, and the community to strengthen a learning environment focused on raising the achievement of all students and preparing them for success in college and career**
- × **Maintain district stability, solvency, and local control**

SANTA ANA UNIFIED SCHOOL DISTRICT - CLASSROOM . COMMUNITY . CONNECTEDNESS



Our Financial Positions - Budget Reporting Cycle

16

**LCAP/Budget Adoption
2020-21**

**Second Interim Report
2019-20**

**Governor's
Budget &
2020-21**

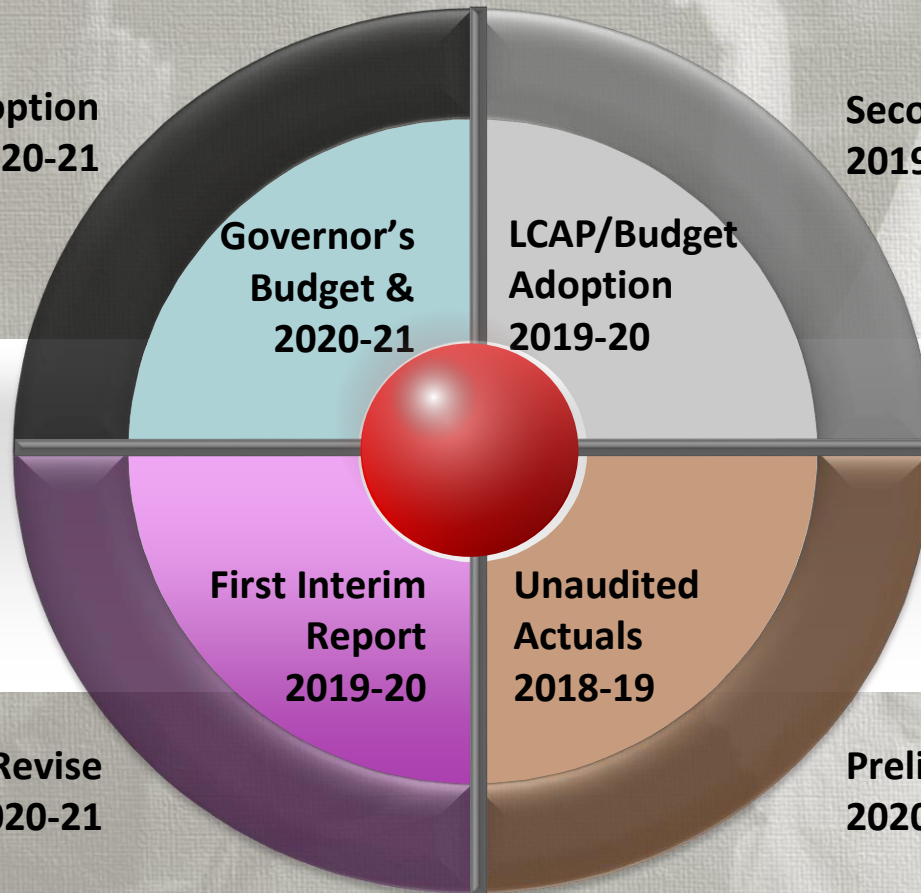
**LCAP/Budget
Adoption
2019-20**

**First Interim
Report
2019-20**

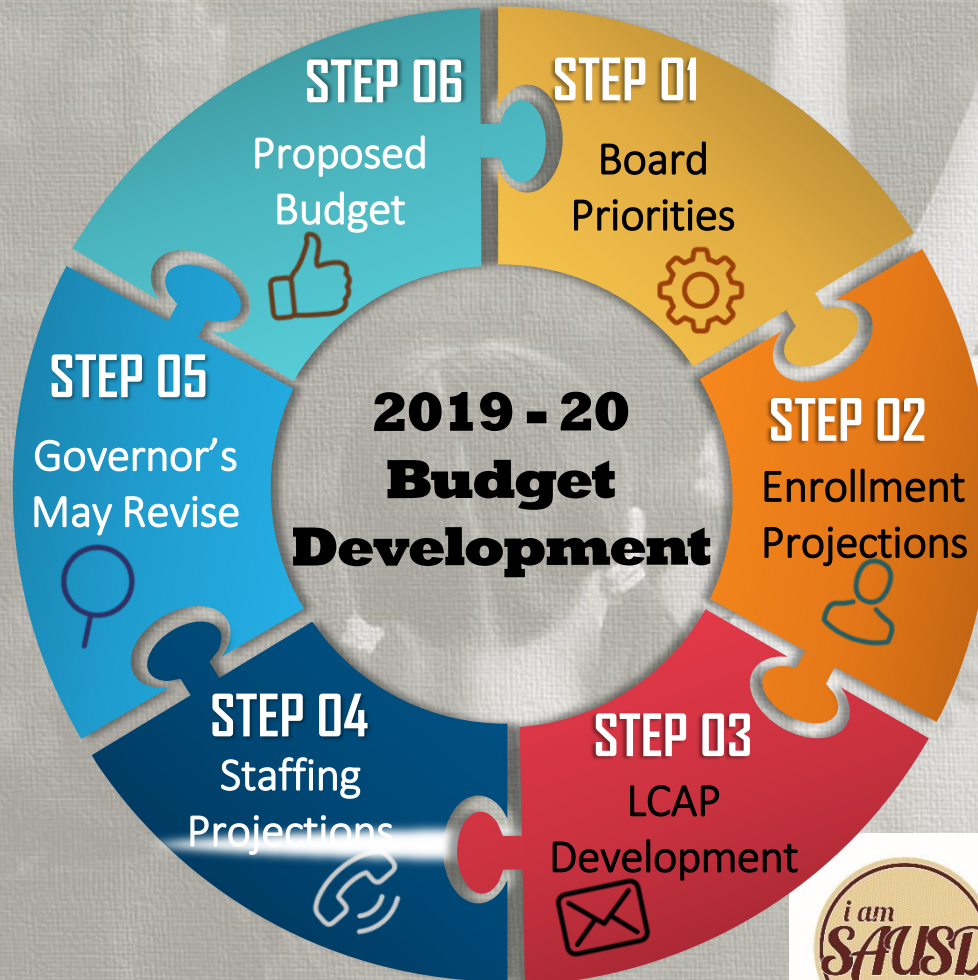
**Unaudited
Actuals
2018-19**

**Governor's May Revise
2020-21**

**Preliminary LCAP/Budget
2020-21**



Our Financial Positions – Budget Development



Our Financial Positions – Revenue Components GF



\$ in Millions

LCFF Sources	\$	513.08
Federal Revenue	\$	43.12
Other State Revenue	\$	85.10
Other Local Revenue	\$	4.57
Total Revenues	\$	645.87

LCFF Sources
79.44%

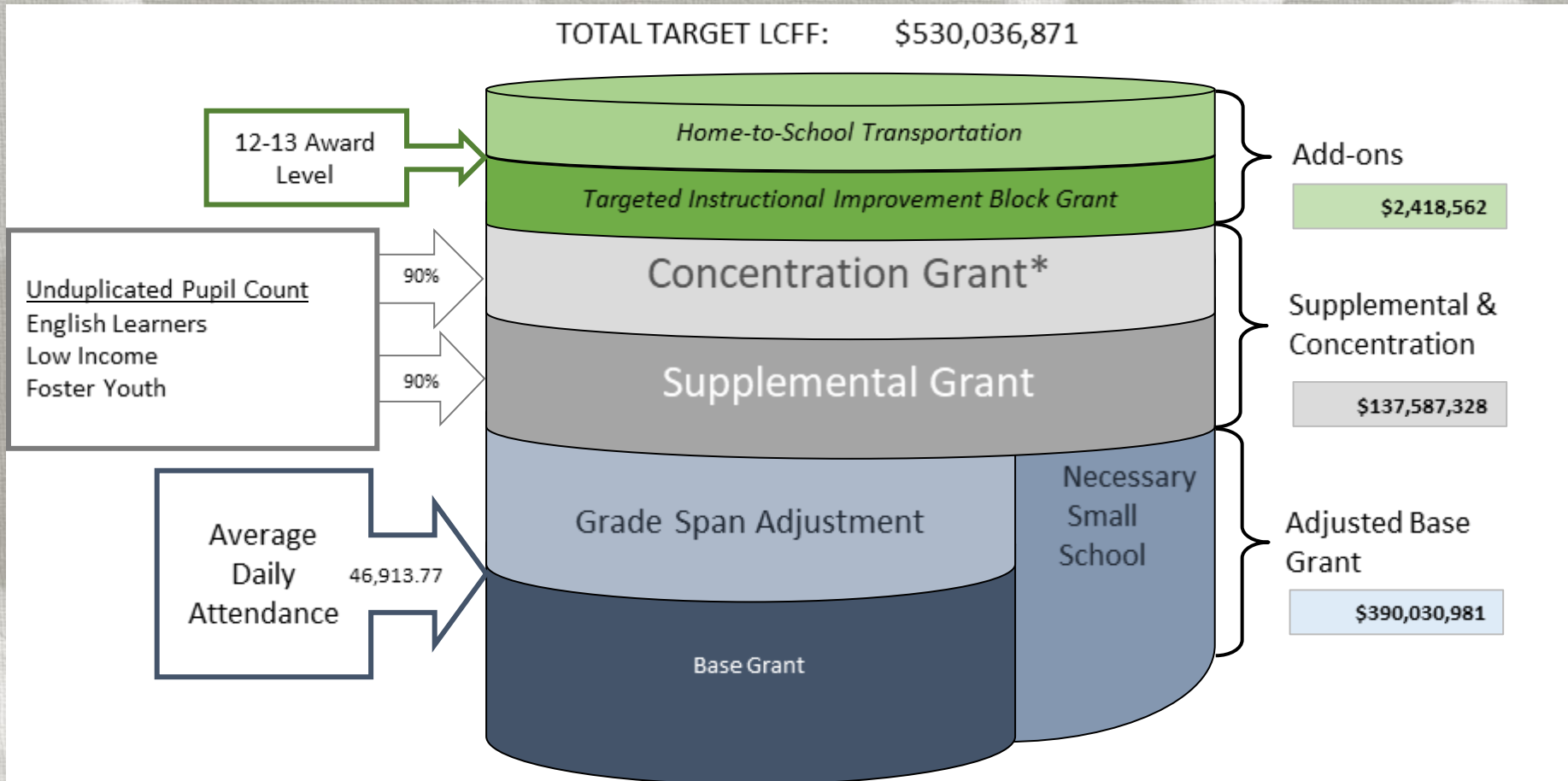
Federal Revenues
6.68%

Other Local Revenues
0.71%

Other State Revenue
13.18%

Our Financial Positions – LCFF Funding GF

➤ COLA – 3.26%



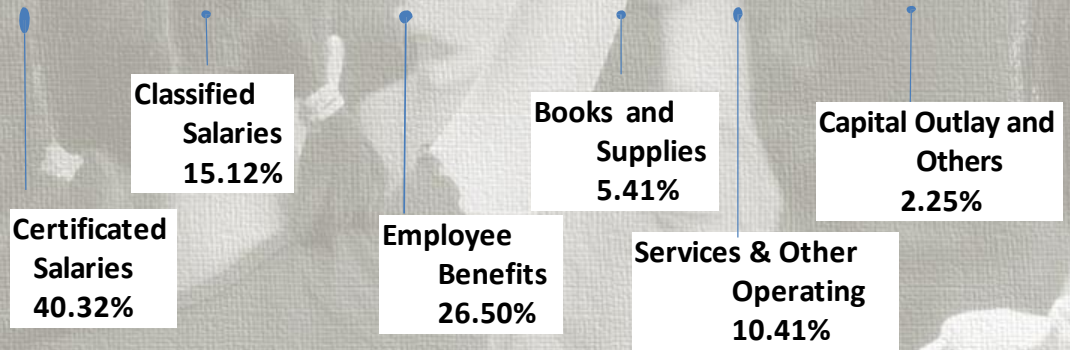
*Unduplicated Pupil Percentage must be above 55% to receive Concentration Grant funding

Our Financial Positions – Expenditure Components GF



\$ in Millions

Certificated Salaries	\$ 281.18
Classified Salaries	\$ 105.42
Employee Benefits	\$ 184.80
Books and Supplies	\$ 37.74
Services and Other Operating	\$ 72.57
Capital Outlay	\$ 6.57
Other Outgo (incl. Transfers)	\$ 9.11
	\$ 697.39



Comparability – General Fund (GF) Changes

21

\$ in Millions

General Fund Combined	Estimated Actuals 2018-19	Proposed Budget 2019-20	Variance
Total Revenue	\$671.27 M	\$645.87 M	\$(25.40) M
Total Expenditures	\$651.28 M	\$692.17 M	\$40.89 M
Transfer In / Transfer Out	\$(5.33) M	\$(5.22) M	\$0.11 M
Net Increase / Decrease	\$14.66 M	\$(51.52) M	\$(66.18) M
Beginning Fund Balance	\$105.25 M	\$119.91 M	\$14.66 M
Ending Fund Balance	\$119.91 M	\$68.39 M	\$(51.52) M

Comparability – Variances (2018-19 and 2019-20)

22

\$ in Millions

General Fund Components	Variance	Comments
LCFF Revenue	\$(11.43) M	Projected Enrollment/ADA decrease + No Gap Funding
Other State Revenue	\$(9.23) M	Elimination of CTEIG (\$5.94 M), one time Mandate grants (\$8.6 M) offset with additional SPED Funding (ongoing & one-time total) (\$7.50 M)
Local Revenue	\$(4.63) M	Reduction of Interest (\$1.00 M) and other Local Revenue (\$3.50 M)
Certificated Salaries, Classified Salaries and Benefits	\$29.82 M	Salaries (Negotiations: SAEA \$4.00 M), new positions (CSEA: \$8.10 M), Step and Column and Benefits (Health Benefits (\$5.26 M), STRS (\$5.01 M)/PERS (\$3.03 M)) changes
Books & Supplies	\$9.50 M	Social Science Adoption (\$8.00 M)
Services	\$5.58 M	Utilities (\$0.65 M), Rentals, Leases, Repairs (\$2.15 M), Travel/Conferences (\$1.29 M)
Capital Outlay and Others	\$(1.69) M	Reduction in Equipment (\$0.65 M); Maintenance (\$0.89 M)

Other Funds

23

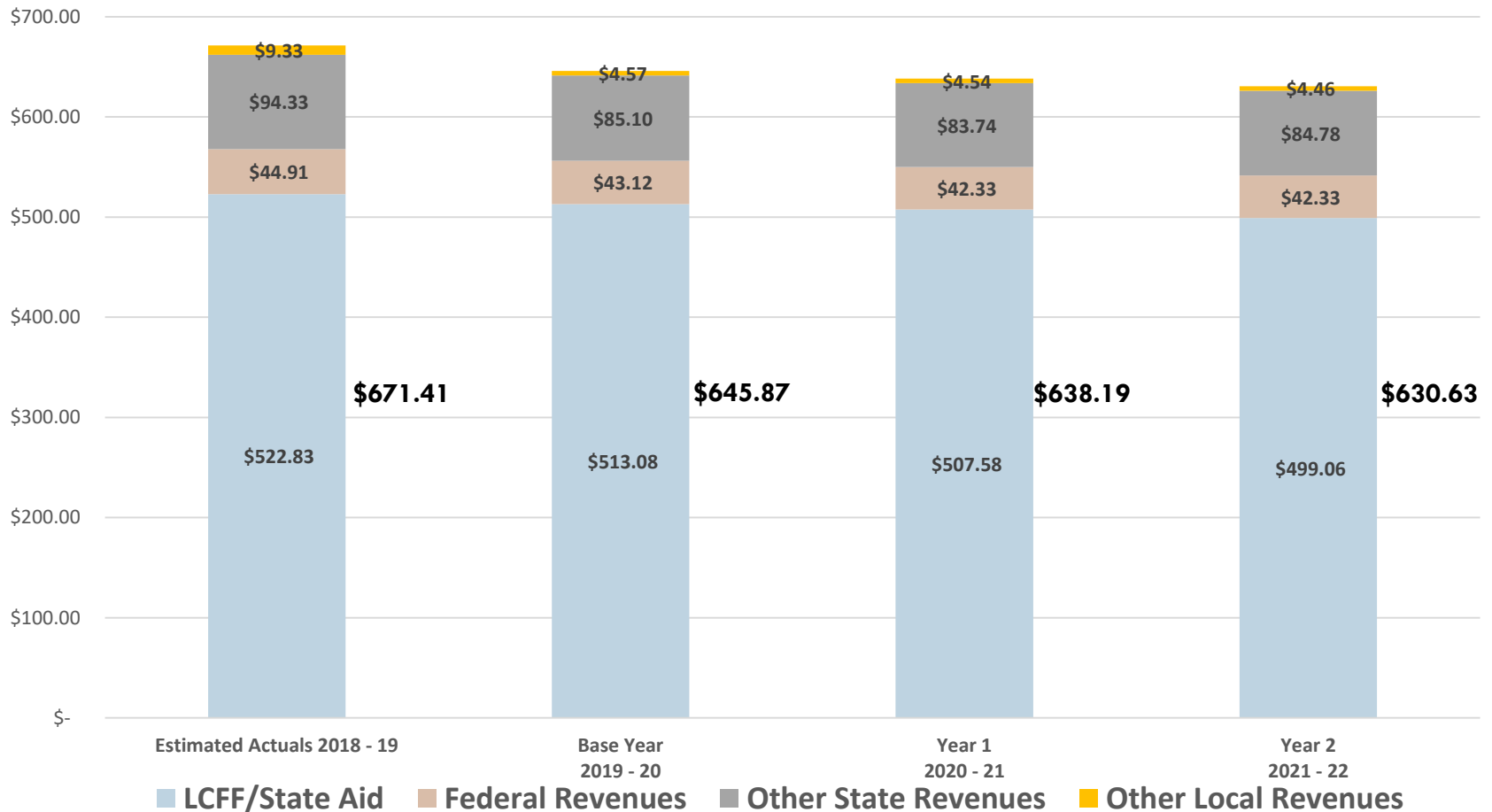
\$ in Millions

Fund	Fund Description	2019-20			
		Beginning Fund Balance	Revenues + Transfers in + other sources	Expenditures + Transfers out + other uses	Ending Fund Balance
09	Charter Schools Special Revenue Fund (ALA)	\$1.54	\$4.43	\$4.32	\$1.65
12	Child Development Fund	\$0.49	\$8.66	\$8.62	\$0.53
13	Cafeteria Fund	\$17.67	\$39.23	\$46.44	\$10.46
14	Deferred Maintenance Fund	\$6.79	\$4.04	\$4.45	\$6.38
20	Special Reserve for Postemployment Benefits	\$0.32	\$0.00	\$0.00	\$0.32
21	Building Fund	\$59.37	\$0.60	\$18.49	\$41.48
25	Capital Facilities Fund	\$17.78	\$6.80	\$5.46	\$19.12
35	County School Facilities Fund	\$27.14	\$0.55	\$11.39	\$16.30
40	Special Reserve Fund for Capital Outlay	\$9.34	\$8.30	\$9.76	\$7.88
49	Capital Project Fund for Blended Component Units	\$0.54	\$0.01	\$0.14	\$0.41
51	Bond Interest & Redemption Fund	\$24.27	\$20.78	\$20.58	\$24.47
56	Debt Service Fund	\$4.17	\$7.66	\$7.52	\$4.31
67	Self-Insurance Fund	\$21.44	\$25.64	\$25.68	\$21.40
71	Retiree Benefit Fund	\$50.01	\$0.00	\$0.00	\$50.01

Comparability – Multiyear Revenues

\$ in Millions

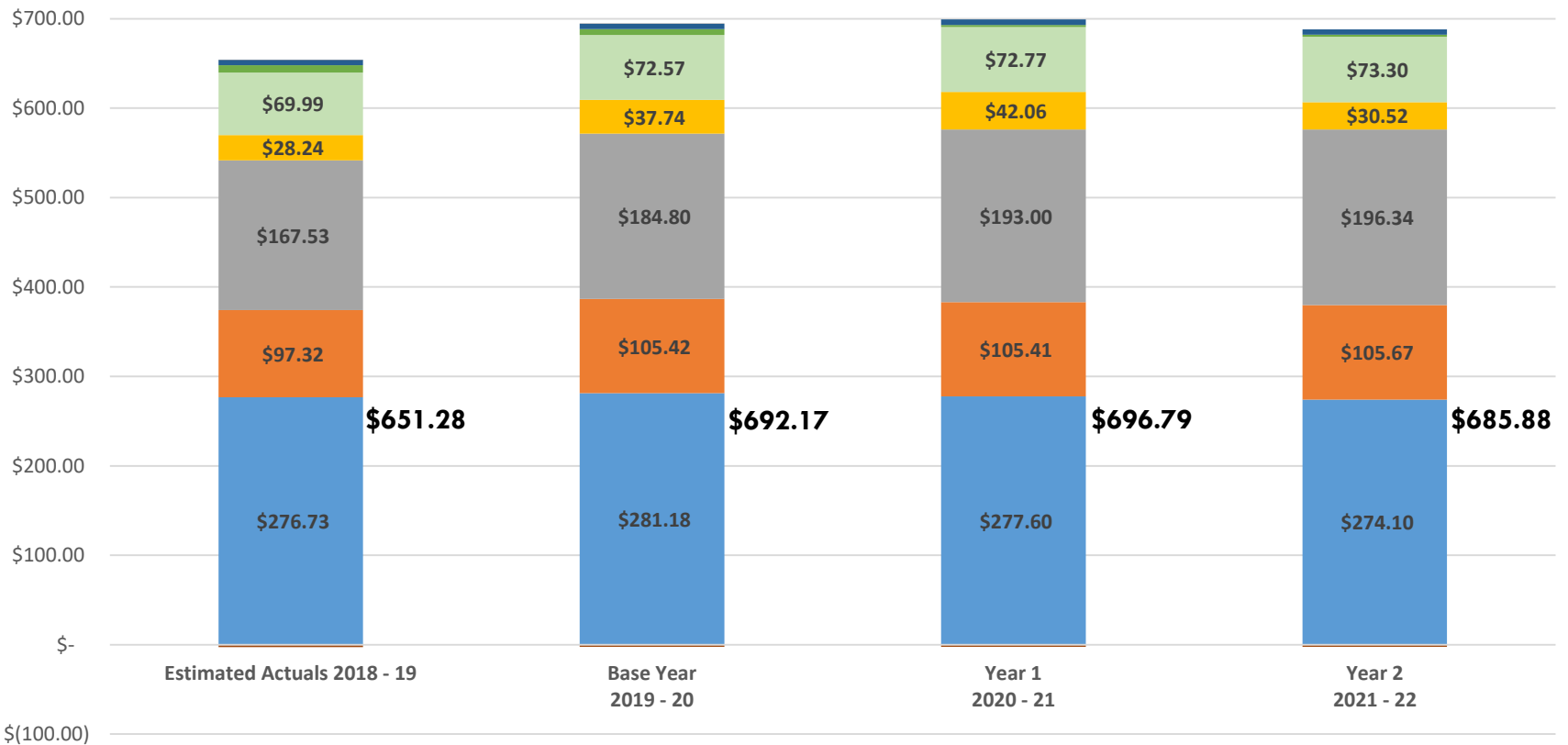
SAUSD Multi Year Revenues



Comparability – Multiyear Expenditures

\$ in Millions

SAUSD Multi Year Revenues (w/o adjustments)



■ Certificated Salaries
 ■ Books and Supplies

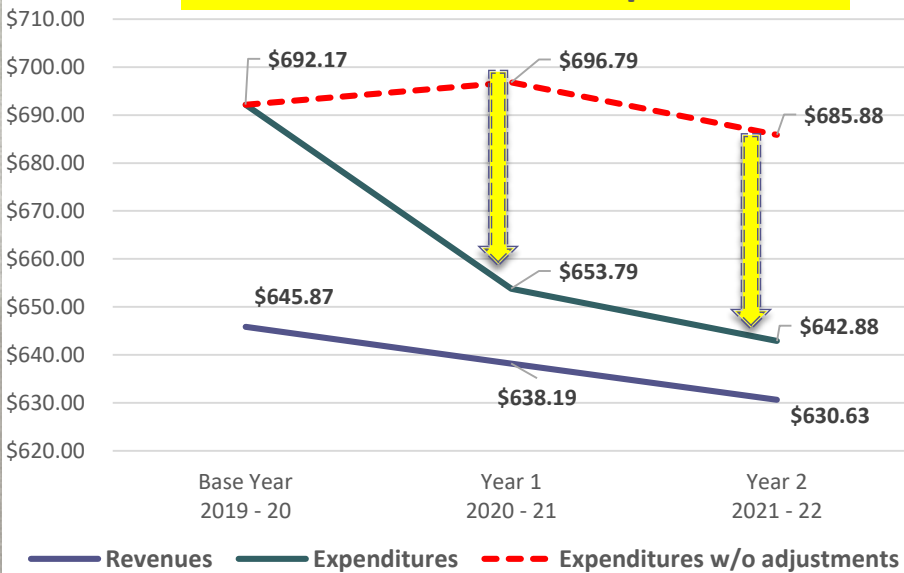
■ Classified Salaries
 ■ Services and Other Operating

■ Employee Benefits
 ■ Capital Outlay

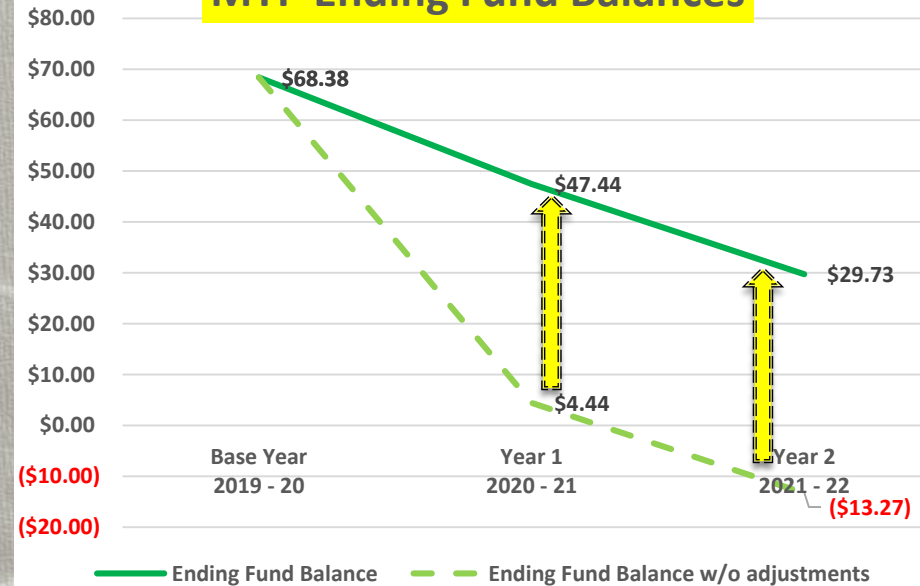
Comparability – Multiyear Balances

\$ in Millions

MYP Revenues and Expenditures



MYP Ending Fund Balances



Proposed Budget

27

- × **Education Code 42103 requires the school district to hold a public hearing on the proposed budget**
- × **The 2019-20 Budget will be presented for Board adoption as required under Education Code 42122 and 42123 on June 25, 2019**